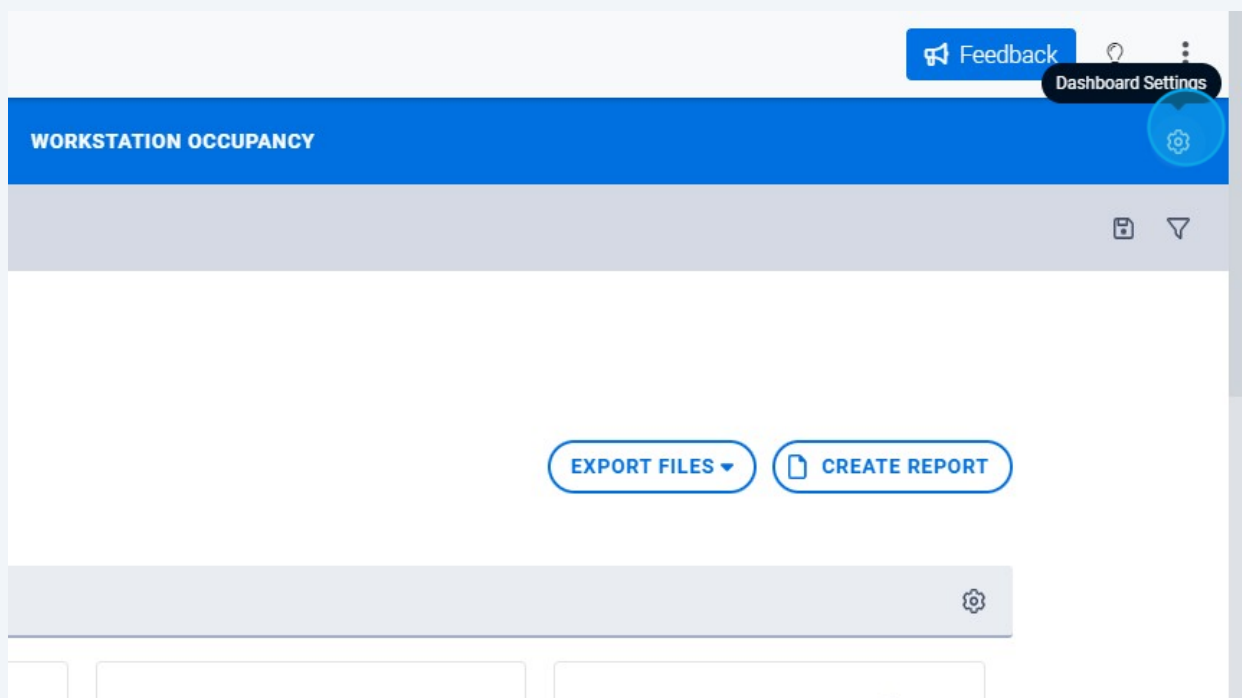


How To Change Space Dashboard Tiles

- 1 You can add or remove space dashboard tiles for all location levels or set specific dashboard tiles at different location levels

- 2 Start by selecting "Dashboard Settings"



3 Under Content configuration, Click "OPEN SETTINGS"

Content Configuration

Customize the content configuration of tables and tiles

OPEN SETTINGS

4 Make sure you select "Dashboard" and the location level you wish to change

REGION

COUNTRY

STATE

CITY

SITE

BUILDING

FLOOR

ROOM

DASHBOARD

TEMPORARY AVAILABILITY
(COVID-19)

SCORECARD

LOCATION

BUSINESS HIERARCHY

WORKSTATION OCCUPANCY

MANAGED/UNMANAGED

Dashboard

Search Columns

Available Sections

- Agile Area Capacity Count
- Agile Area Employee Count
- Agile Workstations
- Annual Vacancy Cost (USD)
- Assignable Area (SQFT)
- Assignable Workspace Area (SQFT)
- Chargeable Area (SQFT)
- Employee Count

5 Under available sections you can add or remove dashboard tiles

LOCATION	Available Sections
BUSINESS HIERARCHY	<input checked="" type="checkbox"/> Agile Area Capacity Count
WORKSTATION OCCUPANCY	<input checked="" type="checkbox"/> Agile Area Employee Count
MANAGED/UNMANAGED	<input checked="" type="checkbox"/> Agile Workstations
	<input checked="" type="checkbox"/> Annual Vacancy Cost (USD)
	<input checked="" type="checkbox"/> Assignable Area (SQFT)
	<input type="checkbox"/> Assignable Workspace Area (SQFT)
	<input checked="" type="checkbox"/> Chargeable Area (SQFT)
	<input checked="" type="checkbox"/> Employee Count
	<input checked="" type="checkbox"/> Fixed Workstations
	<input checked="" type="checkbox"/> Neighborhood Count
	<input checked="" type="checkbox"/> Occupied Workstations
	<input checked="" type="checkbox"/> Total Annual Cost (USD)
	<input checked="" type="checkbox"/> Total Buildings
	<input checked="" type="checkbox"/> Total Workstations
	<input checked="" type="checkbox"/> Vacant Workstations

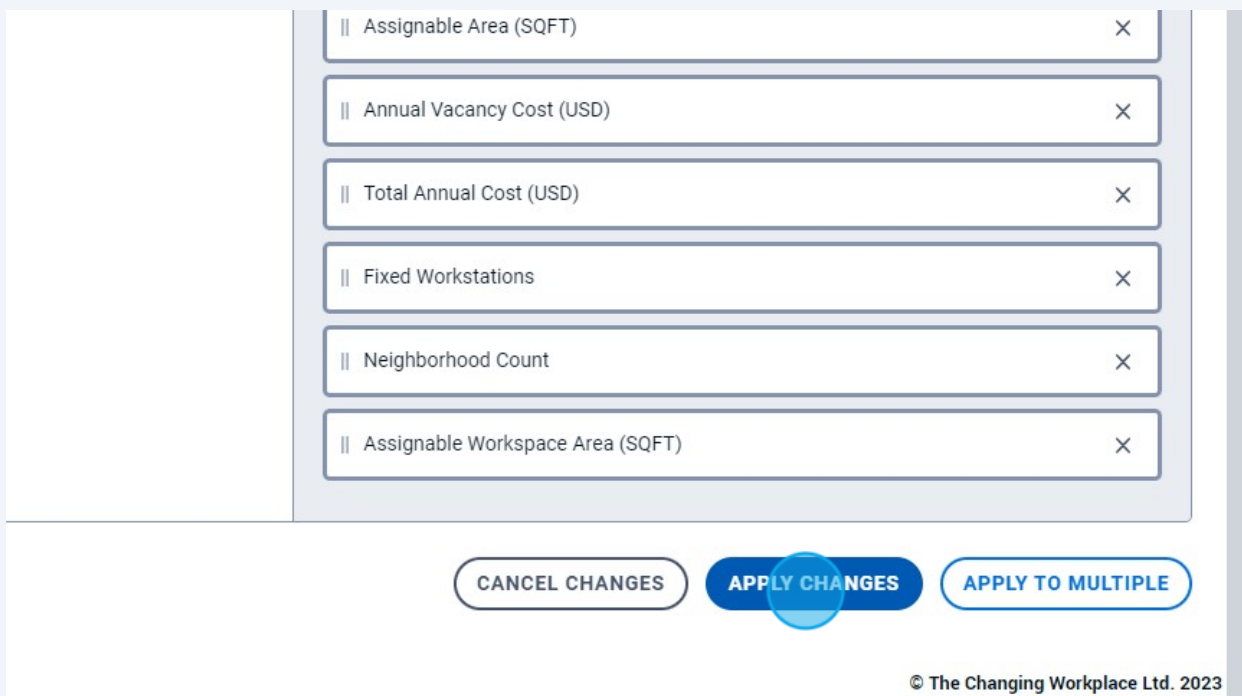
6 You can drag and drop tiles to re-order them

Total Buildings	x
Total Workstations	x
Agile Area Capacity Count	x
Agile Workstations	x
Occupied Workstations	x
Vacant Workstations	x
Employee Count	x
Agile Area Employee Count	x
Assignable Area (SQFT)	x

7 Or you can remove tiles



8 To apply changes at a single location level, Click "APPLY CHANGES"



9

If you wish to apply your changes to more than one location level, Click "APPLY TO MULTIPLE"

|| Assignable Area (SQFT) X

|| Total Annual Cost (USD) X

|| Annual Vacancy Cost (USD) X

|| Fixed Workstations X

|| Neighborhood Count X

|| Assignable Workspace Area (SQFT) X

CANCEL CHANGES

APPLY CHANGES

APPLY TO MULTIPLE

© The Changing Workplace Ltd. 2023

10

Select the location levels you wish to change

- Annual Vacancy Cost (USD)
- Assignable Area (SQFT)
- Assignable Workspace Area (SQFT)
- Chargeable Area (SQFT)
- Employee Count
- Fixed Workstations
- Neighborhood Count
- Occupied Workstations
- Total Annual Cost (USD)
- Total Buildings
- Total Workstations
- Vacant Workstations

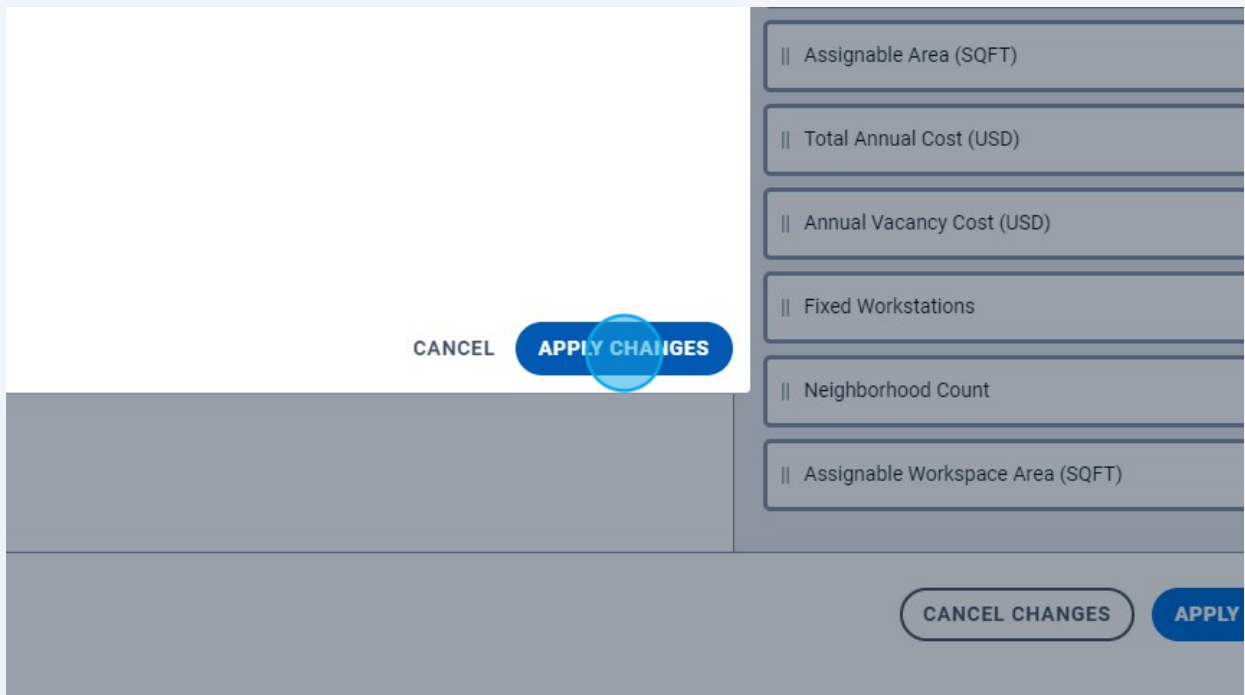
Apply Changes to Multiple Levels

Select the levels you want to apply your selected changes to:

REMOVE ALL

- Region
- Country
- State
- City
- Site
- Building
- Floor

11 Click "APPLY CHANGES"



12 Click "CONFIRM CHANGES"

